


# bc 325

## With common goals together on top

Tool grinding lies at the heart of the economic viability of modern grinding shops and Today's sawmills. Grinding shops and saw blade manufacturers expect reliability and the highest quality when undertaking saw blade maintenance.

Due to the high flexibility, our expert team is always in a position to meet with the current requirements. Customer focus is not only written, it is lived daily. With the philosophy „together on top“ ISELI wants to realize common goals with the customers.



The system engineering of our products results in the highest functionality and ease of maintenance. Custom-tailored requirements are mostly realized. ISELI consistently relies on the latest technologies and long-life components – of course, the maintenance and repair costs are kept as low as possible. Quality that pays off!

To support a smooth work at our customers, we at ISELI offer an excellent after-sale service and can supply 95% of original spare-parts from stock.

## Precision, economic viability and innovation

ISELI is one of the leading providers in the processing of band, gang and circular saws. The ISELI team in Schötz produces all machines in Switzerland and guarantees a high technical know-how with experience for more than 70 years.



### Technologies for band saws

The worldwide largest selection for the processing of band saws. From automatic machines up to 6-axes-driven machines, ISELI leaves nothing to be desired.



### Technologies for circular saws

ISELI sets new standards for carbide-tipped circular saws with the world's first fully automatic circular saw sharpening machine, which does all grinding processes (face, back, chip breaker and flanks) in one only operation.



### Technologies for gang saws


In 2012, ISELI started a new trend with the gang saw machine type of GS4. Optimize your business processes with new services!

With annual innovations and developments ISELI pursues ambitious targets.

# bc 325

Machine for automatic profile sharpening of band saw blades controlled with 4 CNC axes in wet grinding raker- and finishing teeth with continuous control of the tooth height difference and 45° chamfering can be sharpened in one and the same passage

**INNOVATION**



# Specifications

## Basic information:

Tooth pitch	10 – 100 mm
Tooth height	up to 30 mm
Front rake angle	0 - 35°

## Bevel grinding:

Tooth back	0 - 25°
Tooth root	possible
Raker- and finishing tooth	0 - 1°
Chamfering	45°

## Grinding wheel:

Outer diameter	Ø 175 - 250 mm
Bore diameter	Ø 32 mm
Peripheral speed	programmable

## Band saws:

Blade width (Standard)	75 – 360 mm
Blade width (Optional)	30 – 360 mm
Blade length (Standard)	from 5'300 mm
Blade thickness	0.6 - 3.0 mm

## New toothing (deep grinding):

Tooth pitch	15 - 50 mm
Tooth depth	5 - 30 mm

## Power requirements:


Standard Voltage	400 V 3 Ph. N
Connected load	4.9 kVA

## Air supply:

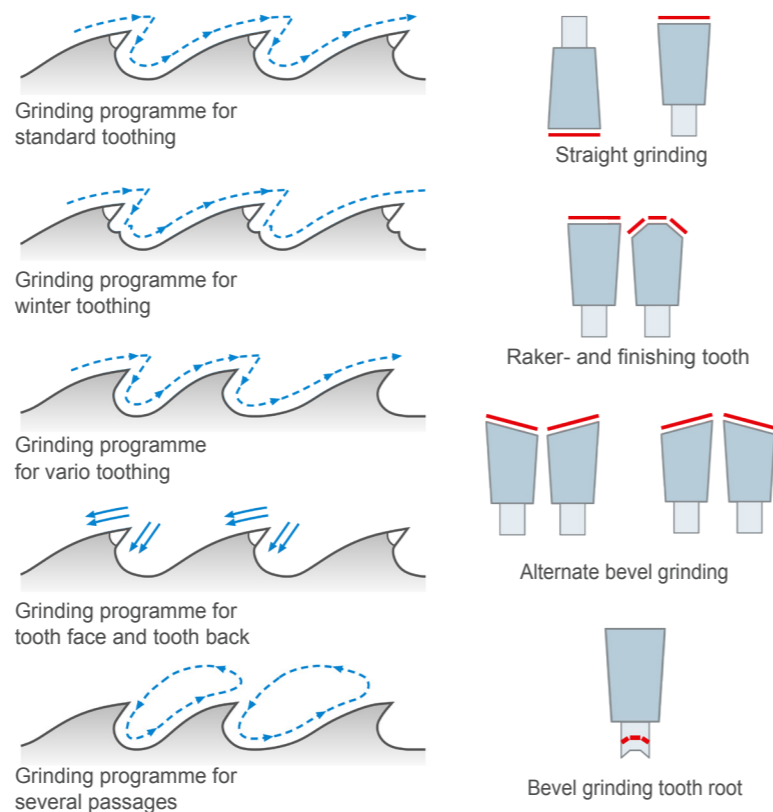
Compressed air supply	6 bar
-----------------------	-------

## Shipping information:

Dimension of packing	240 x 160 x 190
Net weight	approx. 1'800 kg



## Possible grinding programmes



## The most important features

- By means of the 4th CNC-axis, the raker- and finishing teeth with continuous control of the tooth height difference and 45° chamfering can be sharpened in one and the same passage. 4 CNC axes allow flexible and precise adaptation to different tooth shapes and geometries.
- All common geometries for metal working are possible to grind. Ability to grind the bevel grind the tooth root.
- Our newly developed profile grinding machine of type bc 325 gives you maximum grinding accuracy for your band saw blades, and a top-quality finish. The machine works with water emulsion. Optional oil cooling system and CO2 fire safety unit.
- CNC-axes and engine room neatly apart from the grinding-room. Optimal accessibility of the maintenance elements and the separation between the machine area and working area make service and maintenance quicker and easier.
- Optional dressing of corundum and bakelite grinding wheel for improved sharpening accuracy.
- The grinding-wheel peripheral speed can be adjusted.
- New toothing (deep grinding) is possible. ISELI patented process. For new toothing, a cleaning system is recommended.
- Operation of the machine by use of a touch screen monitor. The Conception and design of the machine are very operator friendly. That means short programming times, rapid familiarisation and flexible deployment of operating personnel at short notice. Special care was taken for an easy and efficient handling.
- This machine is also highly suitable for grinding thin-cutting and mini gang saw blades.
- The optional tooth shape management program enables the operator to grind every conceivable tooth. ISELI is providing an outstanding range of solutions and accessories designed using our unique experience and know-how of engineering and software development.
- The latest CE-regulations are completely observed. The electrical equipment corresponds with IEC-60204-1 standards.